

Telpower® DC Power Protection Systems

Bussmann®

Fused Disconnect Switch

TP158HC

TP158HC

Fused Disconnect Switch

For use with Telpower® Fuses Type TPL-B.

Ampere Ratings: 70-250A

Voltage Rating: 80Vdc

UL Withstand Rating: 100,000A

Agency Information:

UL Recognized (investigated to UL 1801) as a disconnect switch for the interruption of load current by means of withdrawing the fuse pullout.

Guide QPQY2, File E97649.

Catalog Numbers:

TP158HC: Rear Access, Panel Mounting, English

TP158HC: Rear Access, Panel Mounting, Metric



Easy Fuse Replacement



General Information:

- High amp version of Bussmann 15800 series Fused Disconnect Switch.
- Similar profile, mounting method, and backplane configuration as 15800 Series. The TP158HC can be installed into existing 15800 Series panels using the space of two 15800 disconnects.
- Innovative new fuse pullout design eliminates need for tools to replace the Telpower® type TPL-B fuse.
- For use with the following fuses only:
Main: Telpower® TPL-B 70-250A.
Alarm: Bussmann GMT-A only.
- Alarm output with wire wrap terminal or connection to .063 inch (1.6mm) thick common alarm bus.
- Hardware included:
Load: washer, split lockwasher, and 5/16 – 18 nut (metric-M8 x 1.25)

- Thermoplastic housing material UL rated 94V-0, 150°C.
- Spare fuseholders:
for TPL-B fuses (TPSFH-LB), see page 14;
for GMT fuses (TPSFH-T), see page 14.
- Application Note: The line connection uses a 1/4-20 bolt (metric – M6X1) that threads into the line terminal. The line terminal is designed with a float of $\pm .02$ in. ($\pm .50$ mm) to allow for variation in the distance between the TP158HC mounting flange and the line bus bar (see dimensional data). Equipment should be designed to eliminate any relative movement between the TP158HC mounting flange and the line bus bar.
- Application Note: The alarm circuit is not intended for precharging of capacitive circuits. Alarm circuit current 1A maximum.

The only controlled copy of this Data Sheet is the electronic read-only version located on the Bussmann Network Drive. All other copies of this document are by definition uncontrolled. This bulletin is intended to clearly present comprehensive product data and provide technical information that will help the end user with design applications. Bussmann reserves the right, without notice, to change design or construction of any products and to discontinue or limit distribution of any products. Bussmann also reserves the right to change or update, without notice, any technical information contained in this bulletin. Once a product has been selected, it should be tested by the user in all possible applications.

Telpower® DC Power Protection Systems

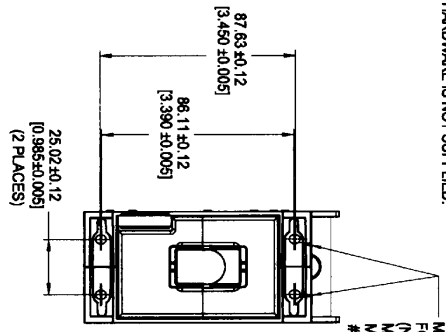
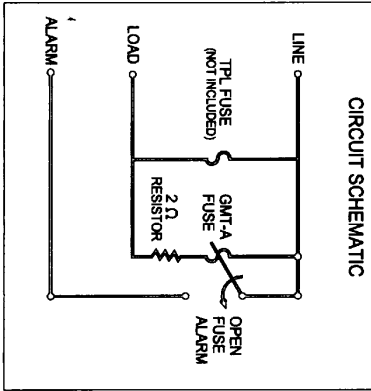
Bussmann®

Fused Disconnect Switch

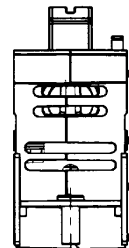
TP158HC

TP158HC - Dimensional Data

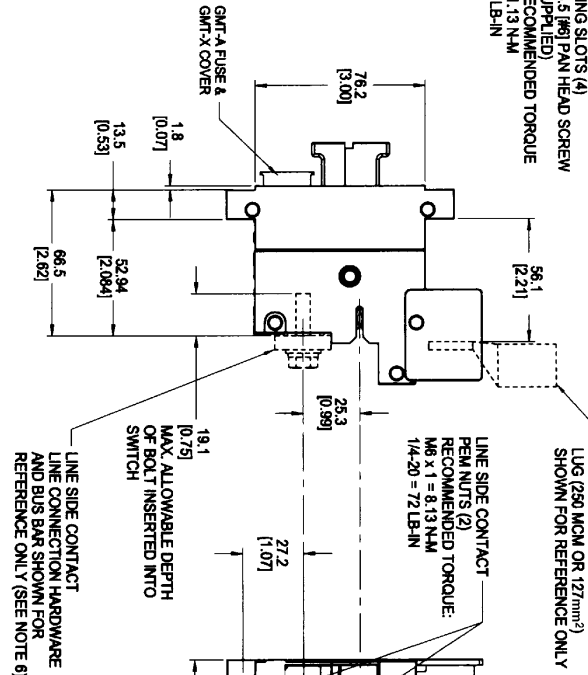
- NOTES:
1. MATERIAL: FUSED DISCONNECT HEAD AND HOUSING CONSISTS OF BLACK THERMOPLASTIC, UL RATED 94V-0 AND 140°C CONTINUOUS USE TEMPERATURE RATING. ALL TERMINALS TIN PLATED.
 2. ELECTRICAL RATINGS: 80VDC, 250 AMP, 100KA SHORT CIRCUIT WITHSTAND.
 3. RECOGNIZED FOR USE WITH BUSSMANN TYPE TPL-B FUSES ONLY.
 4. THIS PRODUCT IS RECOGNIZED TO THE PROPOSED UL 1801 STANDARD FOR TELECOMMUNICATIONS EQUIPMENT.
 5. LOAD CONNECTION HARDWARE (SHIPPED IN BAGS)
ENGLISH:(1) 5/16"-18 NUT (1) 5/16" SPLIT LOCKWASHER (1) 5/16" FLAT WASHER METRIC:(1) M8 NUT (1) M8 SPLIT LOCKWASHER (1) M8 FLAT WASHER
 6. LINE CONNECTION HARDWARE IS NOT SUPPLIED.



LOAD SIDE CONTACT STUD
RECOMMENDED TORQUE:
M8 x 1.25 STUD = 14.91 N·M
5/16"-18 STUD = 13.2 LB-IN



LINE SIDE CONTACT LUG (250 MOM OR 177mm²)
MAX. ACCEPTABLE WIRE SHOWN FOR REFERENCE ONLY

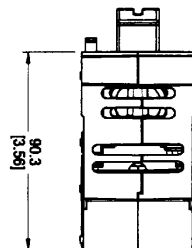


LINE SIDE CONTACT PEM NUTS (2)
RECOMMENDED TORQUE:
M8 x 1 = 8.13 N·M
1/4-20 = 72 LB-IN

LOAD SIDE CONTACT LOAD CONNECTION HARDWARE NOT SHOWN (SEE NOTE 5)

ALARM CONTACT FOR BUS BAR OR WIRE WRAP TERMINATION

LINE SIDE CONTACT LINE CONNECTION HARDWARE AND BUS BAR SHOWN FOR REFERENCE ONLY (SEE NOTE 6)



TELPower FUSED DISCONNECT ASSEMBLY
(70 to 250 AMP TPL TYPE FUSE)

PART NUMBER	HARDWARE
TP158HC	ENGLISH
TP158HC-M	METRIC