

# 3M™ Mini D Ribbon (MDR) Cable Assembly

.050" Twisted Pair Digital Transmission System - 26 to 26 Position

4926-01XX



- .050" MDR differential signal transmission interconnect
- Flexible twisted pair round cable with overall braid/foil shield
- Ribbon-type contact for reliable repetitive plugging/unplugging
- Quick release latches
- RoHS\* compliant

Date Modified: May 12, 2006

TS-0758-06  
Sheet 1 of 3

## Physical

### Connector Contact Plating

Wiping Area: Wiping Area: 30  $\mu$ " [ 0.76  $\mu$ m ] Min. Gold  
Shell Material: Acrylonitrile Butadiene Styrene (ABC)  
Cable Color: Beige  
Cable Jacket Material: Polyvinyl Chloride (PVC)  
Flammability: AWM VW-1  
Shell Color: Beige

## Electrical

Voltage Rating: 30 V  
Current Rating: 1 A  
Insulation Resistance:  $> 5 \times 10^8 \Omega$  at 500 Vdc  
Withstanding Voltage: 500 Vrms for 1 minute  
Twisted Pairs  
Characteristic Impedance: 100 $\Omega$   
Conductor: 28 AWG Stranded

## Environmental

Temperature Rating: -20°C to +75°C  
Flammability Rating: N.E.C. 725, CL2

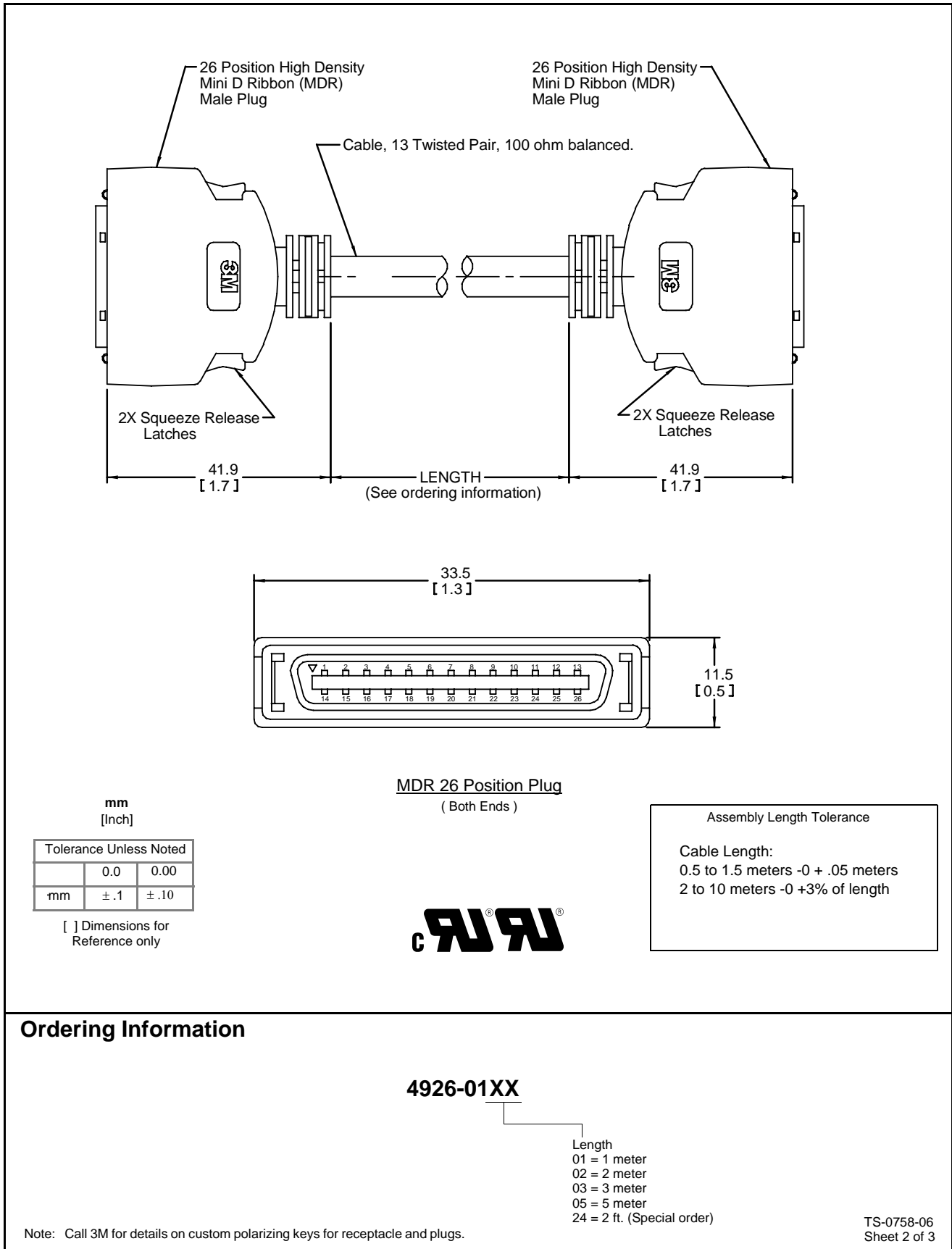
\*RoHS = Directive 2002/95/EC, Restriction of the Use of Certain Hazardous Substances in Electrical and Electronic Equipment  
"RoHS compliant" means that the product or part does not contain any of the following substances in excess of the following maximum concentration values in any homogeneous material, unless the substance is in an application that is exempt under RoHS: (a) 0.1% (by weight) for lead, mercury, hexavalent chromium, polybrominated biphenyls or polybrominated diphenyl ethers; or (b) 0.01% (by weight) for cadmium. Unless otherwise stated by 3M in writing, this information represents 3M's knowledge and belief based upon information provided by third party suppliers to 3M.

UL File No.: E86982

# 3M™ Mini D Ribbon (MDR) Cable Assembly

.050" Twisted Pair Digital Transmission System - 26 to 26 Position

4926-01XX



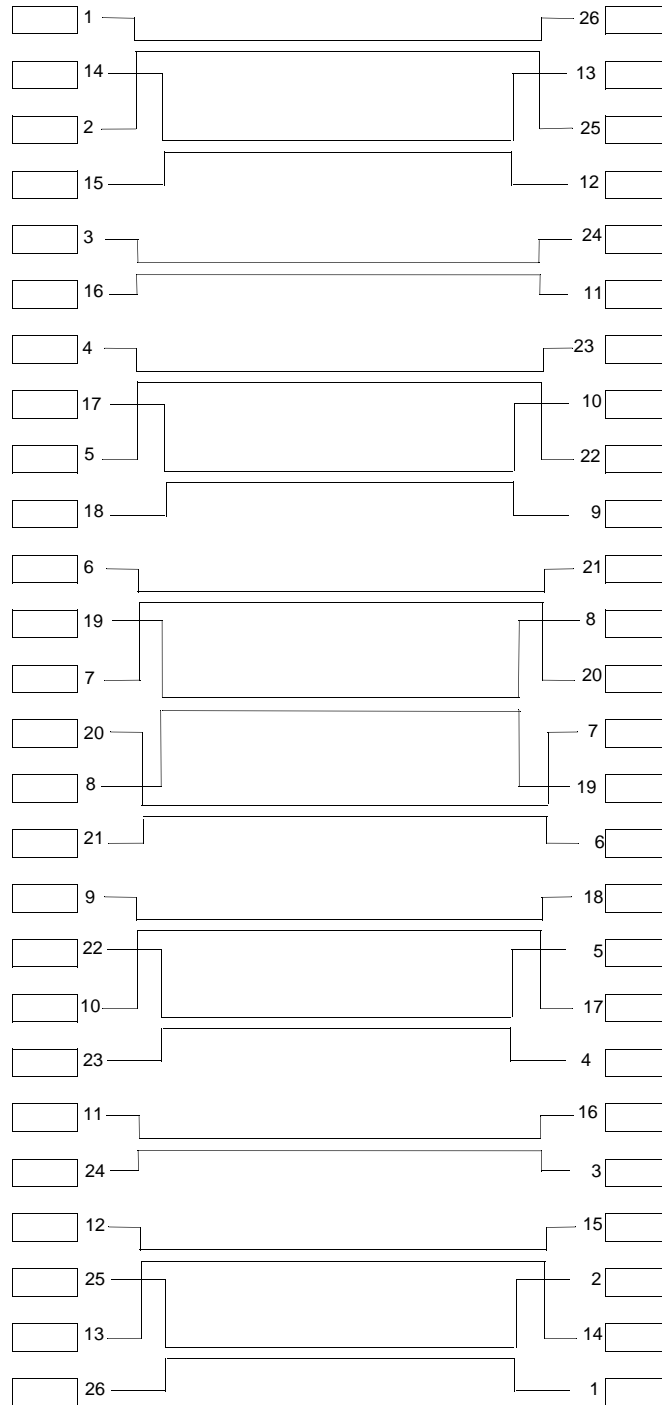
# 3M™ Mini D Ribbon (MDR) Cable Assembly

.050" Twisted Pair Digital Transmission System - 26 to 26 Position

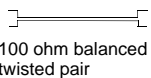
4926-01XX

## MDR 26 Position, Pinout P26-7 / F26-7, Version 3644B/26 Cable (Note: Cable assembly is reversible)

Transmitter (Host)                      **Cable Assembly**                      Receiver (Monitor)  
3M MDR SMT Receptacle                      3M MDR SMT Receptacle



Symbols Key:



TS-0758-06  
Sheet 3 of 3

### Important Notice

All statements, technical information, and recommendations related to 3M's products are based on information believed to be reliable, but the accuracy or completeness is not guaranteed. Before using this product, you must evaluate it and determine if it is suitable for your intended application. You assume all risks and liability associated with such use. Any statements related to the product which are not contained in 3M's current publications, or any contrary statements contained on your purchase order shall have no force or effect unless expressly agreed upon, in writing, by an authorized officer of 3M.

**3M**

3M Electronics

6801 River Place Blvd.  
Austin, TX 78726-9000  
800/225-5373  
www.3M.com/electronics

### Warranty; Limited Remedy; Limited Liability.

This product will be free from defects in material and manufacture for a period of one (1) year from the time of purchase. **3M MAKES NO OTHER WARRANTIES INCLUDING, BUT NOT LIMITED TO, ANY IMPLIED WARRANTY OF MERCHANTABILITY OR FITNESS FOR A PARTICULAR PURPOSE.** If this product is defective within the warranty period stated above, your exclusive remedy shall be, at 3M's option, to replace or repair the 3M product or refund the purchase price of the 3M product. **Except where prohibited by law, 3M will not be liable for any indirect, special, incidental or consequential loss or damage arising from this 3M product, regardless of the legal theory asserted.**



Minimum 10%  
Post-Consumer Fiber

Printed in USA.

© 3M 2006